

## Downlights Monet

### Monet Downlights

**GARANTÍA 3 AÑOS**  
**3 YEARS WARRANTY**




#### DESCRIPCIÓN · DESCRIPTION

Downlights SMD de superficie con sistema Clip-On para una instalación más sencilla. Incluyen un driver integrado. Diámetro de corte regulable para posibilidad de instalación empotrable.

Series Monet y Monet Square disponibles en color Blanco, en diferentes potencias, tamaños y temperaturas de color.

*Surface-mounted SMD downlights with Clip-On system for easier installation. They include an integrated driver. Adjustable cutting diameter for the possibility of recessed installation.*

*Monet and Monet Square series available in White, in different sizes, power and color temperatures.*



#### ENLACES RELACIONADOS · RELATED LINKS

- [Declaración de conformidad CE / CE Declaration of Conformity](#)
- [ISO 9001](#)
- [ISO 14001](#)
- [Video tutorial \(Español\)](#)
- [Instruction manual video \(English\)](#)

#### GARANTÍA · WARRANTY

ALG le ofrece una garantía de **3 años** desde la fecha de compra.

*ALG offers you a 3-year warranty from the date of purchase.*



ALG dispone de un Sistema de Gestión de la Calidad según la norma ISO 9001 desde 1998 y desde el año 2001 estamos certificados con la norma 14001 para mejor conservación y protección del Medio Ambiente

*ALG has a Quality Management System according to the ISO 9001 standard since 1998 and since 2001 we have been certified with the 14001 standard for better conservation and protection of the Environment.*

## INFORMACIÓN TÉCNICA - TECHNICAL INFORMATION: **MONET 7W**

### DATOS COMERCIALES / COMMERCIAL DATA

CODE	67422	67423	67439
REFERENCE	DOWN MONET 7W 30K	DOWN MONET 7W 40K	DOWN MONET 7W 60K

### DATOS ELECTRICOS / ELECTRICAL DATA

INPUT VOLTAGE	220-240V	220-240V	220-240V
FREQUENCY	50Hz	50Hz	50Hz
POWER	7W	7W	7W
POWER FACTOR	0,50	0,50	0,50

### DATOS FOTOMÉTRICOS / PHOTOMETRIC DATA

EFFICACY (LM/W)	73lm/W	73lm/W	73lm/W
LUMINOUS FLUX (LM)	510lm	510lm	510lm
CCT (KELVIN)	3000K	4000K	6000K
CRI	80	80	80
BEAM ANGLE	110°	110°	110°

### VIDA ÚTIL Y MEDIO AMBIENTE / LIFESPAN & ENVIRONMENTAL DATA

ENERGY CLASS	F	F	F
CONSUMPTION	7kWh/1000h	7kWh/1000h	7kWh/1000h
LIFESPAN	35000h	35000h	35000h
ON/OFF CICLES	20000	20000	20000
USE (H/DAY)	12h/day	12h/day	12h/day
WORKING TEMP.	-20°C~+40°C	-20°C~+40°C	-20°C~+40°C

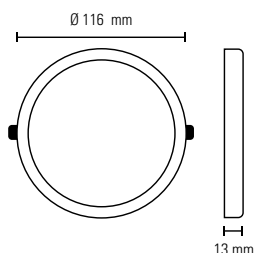
### CARACTERÍSTICAS FÍSICAS / PHYSICAL CHARACTERISTICS

SIZE	Ø116x14mm	Ø116x14mm	Ø116x14mm
CUTTING SIZE	55mm ~ 78mm	55mm ~ 78mm	55mm ~ 78mm
WEIGHT	0,150kg	0,150kg	0,150kg
IP PROTECTION	IP20	IP20	IP20

### EMBALAJE / PACKAGING

CODE	67422	67423	67439
REFERENCE	DOWN MONET 7W 30K	DOWN MONET 7W 40K	DOWN MONET 7W 60K
UNITS MIDDLE BOX	40	40	40
SIZE OF INDIVIDUAL BOX	132*122*40mm	132*122*40mm	132*122*40mm
GROSS WEIGHT	0,200kgs	0,200kgs	0,200kgs

## DIMENSIONES - SIZE



## INFORMACIÓN TÉCNICA - TECHNICAL INFORMATION: MONET 12W

### DATOS COMERCIALES / COMMERCIAL DATA

CODE	67668	67669	67670
REFERENCE	DOWN MONET 12W 30K	DOWN MONET 12W 40K	DOWN MONET 12W 60K

### DATOS ELECTRICOS / ELECTRICAL DATA

INPUT VOLTAGE	220-240V	220-240V	220-240V
FREQUENCY	50Hz	50Hz	50Hz
POWER	12W	12W	12W
POWER FACTOR	0,50	0,50	0,50

### DATOS FOTOMÉTRICOS / PHOTOMETRIC DATA

EFFICACY (LM/W)	79lm/W	79lm/W	79lm/W
LUMINOUS FLUX (LM)	950lm	950lm	950lm
CCT (KELVIN)	3000K	4000K	6000K
CRI	80	80	80
BEAM ANGLE	110°	110°	110°

### VIDA ÚTIL Y MEDIO AMBIENTE / LIFESPAN & ENVIRONMENTAL DATA

ENERGY CLASS	F	F	F
CONSUMPTION	12kWh/1000h	12kWh/1000h	12kWh/1000h
LIFESPAN	35000h	35000h	35000h
ON/OFF CICLES	20000	20000	20000
USE (H/DAY)	12h/day	12h/day	12h/day
WORKING TEMP.	-20°C~+40°C	-20°C~+40°C	-20°C~+40°C

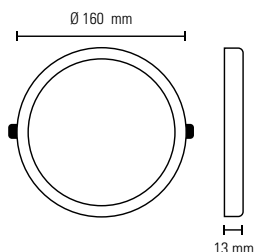
### CARACTERÍSTICAS FÍSICAS / PHYSICAL CHARACTERISTICS

SIZE	Ø160x13mm	Ø160x13mm	Ø160x13mm
CUTTING SIZE	60mm ~140mm	60mm ~140mm	60mm ~140mm
WEIGHT	0,250kg	0,250kg	0,250kg
IP PROTECTION	IP20	IP20	IP20

### EMBALAJE / PACKAGING

CODE	67668	67669	67670
REFERENCE	DOWN MONET 12W 30K	DOWN MONET 12W 40K	DOWN MONET12W 60K
UNITS MIDDLE BOX	40	40	40
SIZE OF INDIVIDUAL BOX	180*170*40mm	180*170*40mm	180*170*40mm
GROSS WEIGHT	0,300kgs	0,300kgs	0,300kgs

## DIMENSIONES - SIZE



INFORMACIÓN TÉCNICA - TECHNICAL INFORMATION: **MONET 18W****DATOS COMERCIALES / COMMERCIAL DATA**

CODE	67671	67651	67652
REFERENCE	DOWN MONET 18W 30K	DOWN MONET 18W 40K	DOWN MONET 18W 60K

**DATOS ELECTRICOS / ELECTRICAL DATA**

INPUT VOLTAGE	220-240V	220-240V	220-240V
FREQUENCY	50Hz	50Hz	50Hz
POWER	18W	18W	18W
POWER FACTOR	0,50	0,50	0,50

**DATOS FOTOMÉTRICOS / PHOTOMETRIC DATA**

EFFICACY (LM/W)	83lm/W	83lm/W	83lm/W
LUMINOUS FLUX (LM)	1500lm	1500lm	1500lm
CCT (KELVIN)	3000K	4000K	6000K
CRI	80	80	80
BEAM ANGLE	110°	110°	110°

**VIDA ÚTIL Y MEDIO AMBIENTE / LIFESPAN & ENVIRONMENTAL DATA**

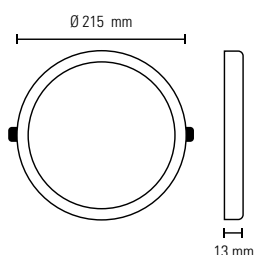
ENERGY CLASS	F	F	F
CONSUMPTION	18kWh/1000h	18kWh/1000h	18kWh/1000h
LIFESPAN	35000h	35000h	35000h
ON/OFF CICLES	20000	20000	20000
USE (H/DAY)	12h/day	12h/day	12h/day
WORKING TEMP.	-20°C~+40°C	-20°C~+40°C	-20°C~+40°C

**CARACTERÍSTICAS FÍSICAS / PHYSICAL CHARACTERISTICS**

SIZE	Ø215x13mm	Ø215x13mm	Ø215x13mm
CUTTING SIZE	60mm ~190mm	60mm ~190mm	60mm ~190mm
WEIGHT	0,350kg	0,350kg	0,350kg
IP PROTECTION	IP20	IP20	IP20

**EMBALAJE / PACKAGING**

CODE	67671	67651	67652
REFERENCE	DOWN MONET 18W 30K	DOWN MONET 18W 40K	DOWN MONET18W 60K
UNITS MIDDLE BOX	20	20	20
SIZE OF INDIVIDUAL BOX	223*223*40mm	223*223*40mm	223*223*40mm
GROSS WEIGHT	0,400kgs	0,400kgs	0,400kgs

**DIMENSIONES - SIZE**

INFORMACIÓN TÉCNICA - TECHNICAL INFORMATION: **MONET 24W****DATOS COMERCIALES / COMMERCIAL DATA**

CODE	67672	67653	67654
REFERENCE	DOWN MONET 24W 30K	DOWN MONET 24W 40K	DOWN MONET 24W 60K

**DATOS ELECTRICOS / ELECTRICAL DATA**

INPUT VOLTAGE	220-240V	220-240V	220-240V
FREQUENCY	50Hz	50Hz	50Hz
POWER	24W	24W	24W
POWER FACTOR	0,50	0,50	0,50

**DATOS FOTOMÉTRICOS / PHOTOMETRIC DATA**

EFFICACY (LM/W)	96lm/W	96lm/W	96lm/W
LUMINOUS FLUX (LM)	2300lm	2300lm	2300lm
CCT (KELVIN)	3000K	4000K	6000K
CRI	80	80	80
BEAM ANGLE	110°	110°	110°

**VIDA ÚTIL Y MEDIO AMBIENTE / LIFESPAN & ENVIRONMENTAL DATA**

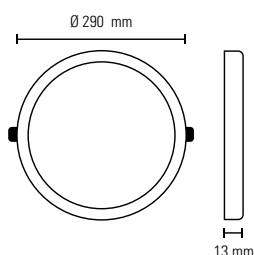
ENERGY CLASS	E	E	E
CONSUMPTION	24kWh/1000h	24kWh/1000h	24kWh/1000h
LIFESPAN	35000h	35000h	35000h
ON/OFF CICLES	20000	20000	20000
USE (H/DAY)	12h/day	12h/day	12h/day
WORKING TEMP.	-20°C~+40°C	-20°C~+40°C	-20°C~+40°C

**CARACTERÍSTICAS FÍSICAS / PHYSICAL CHARACTERISTICS**

SIZE	Ø290x13mm	Ø290x13mm	Ø290x13mm
CUTTING SIZE	60mm ~260mm	60mm ~260mm	60mm ~260mm
WEIGHT	0,675kg	0,675kg	0,675kg
IP PROTECTION	IP20	IP20	IP20

**EMBALAJE / PACKAGING**

CODE	67672	67653	67654
REFERENCE	DOWN MONET 24W 30K	DOWN MONET 24W 40K	DOWN MONET 24W 60K
UNITS MIDDLE BOX	10	10	10
SIZE OF INDIVIDUAL BOX	307*297*40mm	307*297*40mm	307*297*40mm
GROSS WEIGHT	0,700kgs	0,700kgs	0,700kgs

**DIMENSIONES - SIZE**

## INFORMACIÓN TÉCNICA - TECHNICAL INFORMATION: MONET 18W / 24W DIMMABLE

### DATOS COMERCIALES / COMMERCIAL DATA

CODE	67687	67688
REFERENCE	DOWN MONET R 18W 40K	DOWN MONET R 24W 40K

### DATOS ELECTRICOS / ELECTRICAL DATA

INPUT VOLTAGE	220-240V	220-240V
FREQUENCY	50Hz	50Hz
POWER	18W	24W
POWER FACTOR	0,50	0,50

### DATOS FOTOMÉTRICOS / PHOTOMETRIC DATA

EFFICACY (LM/W)	83lm/W	96lm/W
LUMINOUS FLUX (LM)	1500lm	2300lm
CCT (KELVIN)	3000K	4000K
CRI	80	80
BEAM ANGLE	110°	110°

### VIDA ÚTIL Y MEDIO AMBIENTE / LIFESPAN & ENVIRONMENTAL DATA

ENERGY CLASS	F	E
CONSUMPTION	18kWh/1000h	24kWh/1000h
LIFESPAN	35000h	35000h
ON/OFF CICLES	20000	20000
USE (H/DAY)	12h/day	12h/day
WORKING TEMP.	-20°C~+40°C	-20°C~+40°C

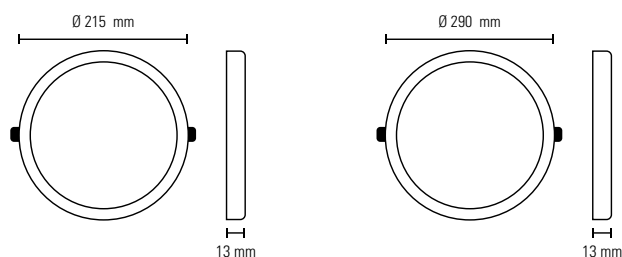
### CARACTERÍSTICAS FÍSICAS / PHYSICAL CHARACTERISTICS

SIZE	Ø215x13mm	Ø290x13mm
CUTTING SIZE	60mm ~190mm	60mm ~260mm
WEIGHT	0,350kg	0,675kg
IP PROTECTION	IP20	IP20

### EMBALAJE / PACKAGING

CODE	67687	67688
REFERENCE	DOWN MONET R 18W 30K	DOWN MONET R 24W 40K
UNITS MIDDLE BOX	20	10
SIZE OF INDIVIDUAL BOX	223*223*40mm	307*297*40mm
GROSS WEIGHT	0,400kgs	0,700kgs

## DIMENSIONES - SIZE



## INFORMACIÓN TÉCNICA - TECHNICAL INFORMATION: MONET SQUARE 18W

### DATOS COMERCIALES / COMMERCIAL DATA

CODE	67737	67655	67656
REFERENCE	DOWN MONET SQ 18W 30K	DOWN MONET SQ 18W 40K	DOWN MONET SQ 18W 60K

### DATOS ELECTRICOS / ELECTRICAL DATA

INPUT VOLTAGE	220-240V	220-240V	220-240V
FREQUENCY	50Hz	50Hz	50Hz
POWER	18W	18W	18W
POWER FACTOR	0,50	0,50	0,50

### DATOS FOTOMÉTRICOS / PHOTOMETRIC DATA

EFFICACY (LM/W)	83lm/W	83lm/W	83lm/W
LUMINOUS FLUX (LM)	1500lm	1500lm	1500lm
CCT (KELVIN)	3000K	4000K	6000K
CRI	80	80	80
BEAM ANGLE	110°	110°	110°

### VIDA ÚTIL Y MEDIO AMBIENTE / LIFESPAN & ENVIRONMENTAL DATA

ENERGY CLASS	F	F	F
CONSUMPTION	18kWh/1000h	18kWh/1000h	18kWh/1000h
LIFESPAN	35000h	35000h	35000h
ON/OFF CICLES	20000	20000	20000
USE (H/DAY)	12h/day	12h/day	12h/day
WORKING TEMP.	-20°C~+40°C	-20°C~+40°C	-20°C~+40°C

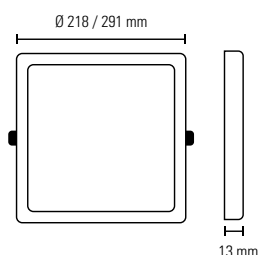
### CARACTERÍSTICAS FÍSICAS / PHYSICAL CHARACTERISTICS

SIZE	Ø215x13mm	Ø215x13mm	Ø215x13mm
CUTTING SIZE	60mm ~190mm	60mm ~190mm	60mm ~190mm
WEIGHT	0,350kg	0,350kg	0,350kg
IP PROTECTION	IP20	IP20	IP20

### EMBALAJE / PACKAGING

CODE	67737	67655	67656
REFERENCE	DOWN MONET SQ 18W 30K	DOWN MONET SQ 18W 40K	DOWN MONET SQ 18W 60K
UNITS MIDDLE BOX	20	20	20
SIZE OF INDIVIDUAL BOX	223*223*40mm	223*223*40mm	223*223*40mm
GROSS WEIGHT	0,400kgs	0,400kgs	0,400kgs

## DIMENSIONES - SIZE



INFORMACIÓN TÉCNICA - TECHNICAL INFORMATION: **MONET SQUARE 24W****DATOS COMERCIALES / COMMERCIAL DATA**

CODE	67642	67657	67658
REFERENCE	DOWN MONET SQ 24W 30K	DOWN MONET SQ 24W 40K	DOWN MONET SQ 24W 60K

**DATOS ELECTRICOS / ELECTRICAL DATA**

INPUT VOLTAGE	220-240V	220-240V	220-240V
FREQUENCY	50Hz	50Hz	50Hz
POWER	24W	24W	24W
POWER FACTOR	0,50	0,50	0,50

**DATOS FOTOMÉTRICOS / PHOTOMETRIC DATA**

EFFICACY (LM/W)	96lm/W	96lm/W	96lm/W
LUMINOUS FLUX (LM)	2300lm	2300lm	2300lm
CCT (KELVIN)	3000K	4000K	6000K
CRI	80	80	80
BEAM ANGLE	110°	110°	110°

**VIDA ÚTIL Y MEDIO AMBIENTE / LIFESPAN & ENVIRONMENTAL DATA**

ENERGY CLASS	E	E	E
CONSUMPTION	24kWh/1000h	24kWh/1000h	24kWh/1000h
LIFESPAN	35000h	35000h	35000h
ON/OFF CICLES	20000	20000	20000
USE (H/DAY)	12h/day	12h/day	12h/day
WORKING TEMP.	-20°C~+40°C	-20°C~+40°C	-20°C~+40°C

**CARACTERÍSTICAS FÍSICAS / PHYSICAL CHARACTERISTICS**

SIZE	Ø290x13mm	Ø290x13mm	Ø290x13mm
CUTTING SIZE	60mm ~260mm	60mm ~260mm	60mm ~260mm
WEIGHT	0,675kg	0,675kg	0,675kg
IP PROTECTION	IP20	IP20	IP20

**EMBALAJE / PACKAGING**

CODE	67642	67657	67658
REFERENCE	DOWN MONET SQ 24W 30K	DOWN MONET SQ 24W 40K	DOWN MONET SQ 24W 60K
UNITS MIDDLE BOX	10	10	10
SIZE OF INDIVIDUAL BOX	307*297*40mm	307*297*40mm	307*297*40mm
GROSS WEIGHT	0,700kgs	0,700kgs	0,700kgs

**DIMENSIONES - SIZE**