

Downlights Monet Custom

Monet Custom Downlights


GARANTÍA 3 AÑOS
3 YEARS WARRANTY



DESCRIPCIÓN - DESCRIPTION

La Serie Monet Custom incorpora un sistema magnético para cambiar el color de la carcasa, sin necesidad de desinstalar el downlight. Así, puedes vestirlos con aro en color níquel, en bronce y en negro. Como los demás Monet, cuenta con sistema Clip-On para una instalación más sencilla. Diámetro de corte regulable para posibilidad de instalación empotrable. Con sistema anti-pull y conectores rápidos.

The Monet Custom Series incorporates a magnetic system to change the color of the casing, without the need to uninstall the downlight. Thus, you can dress them with a ring in nickel, bronze and black. As all Monet Series, they have Clip-On system for easier installation. Adjustable cutting diameter for the possibility of recessed installation. With anti-pull system and quick connectors.



ENLACES RELACIONADOS - RELATED LINKS

- [Declaración de conformidad CE / CE Declaration of Conformity](#)
- [ISO 9001](#)
- [ISO 14001](#)
- [Video tutorial \(Español\)](#)
- [Instruction manual video \(English\)](#)

GARANTÍA - WARRANTY

ALG le ofrece una garantía de **3 años** desde la fecha de compra.

ALG offers you a 3-year warranty from the date of purchase.



EN ISO 9001
20100193006513
EN ISO 14001
20104203009267

ALG dispone de un Sistema de Gestión de la Calidad según la norma ISO 9001 desde 1998 y desde el año 2021 estamos certificados con la norma 14001 para mejor conservación y protección del Medio Ambiente

ALG has a Quality Management System according to the ISO 9001 standard since 1998 and since 2021 we have been certified with the 14001 standard for better conservation and protection of the Environment.

INFORMACIÓN TÉCNICA - TECHNICAL INFORMATION: **MONET CM 7W****DATOS COMERCIALES / COMMERCIAL DATA**

CODE	67509
REFERENCE	DOWN MONET CM 7W 40K

DATOS ELECTRICOS / ELECTRICAL DATA

INPUT VOLTAGE	220-240V
FREQUENCY	50Hz
POWER	7W
POWER FACTOR	0,50

DATOS FOTOMÉTRICOS / PHOTOMETRIC DATA

EFFICACY (LM/W)	73lm/W
LUMINOUS FLUX (LM)	510lm
CCT (KELVIN)	4000K
CRI	80
BEAM ANGLE	110°

VIDA ÚTIL Y MEDIO AMBIENTE / LIFESPAN & ENVIRONMENTAL DATA

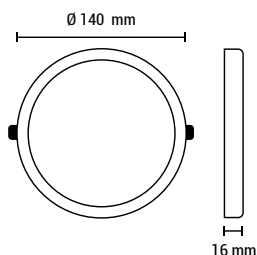
ENERGY CLASS	F
CONSUMPTION	7kWh/1000h
LIFESPAN	35000h
ON/OFF CICLES	20000
USE (H/DAY)	12h/day
WORKING TEMP.	-20°C~+40°C

CARACTERÍSTICAS FÍSICAS / PHYSICAL CHARACTERISTICS

SIZE	Ø140x16mm
CUTTING SIZE	55mm ~ 78mm
WEIGHT	0,150kg
IP PROTECTION	IP20

EMBALAJE / PACKAGING

CODE	67509
REFERENCE	DOWN MONET CM 7W 40K
UNITS MIDDLE BOX	40
SIZE OF INDIVIDUAL BOX	55*145*34mm
GROSS WEIGHT	0,200kgs

DIMENSIONES - SIZE

INFORMACIÓN TÉCNICA - TECHNICAL INFORMATION: MONET CM 12W

DATOS COMERCIALES / COMMERCIAL DATA

CODE	67034	67035	67036
REFERENCE	DOWN MONET CM 12W 30K	DOWN MONET CM 12W 40K	DOWN MONET CM 12W 60K

DATOS ELECTRICOS / ELECTRICAL DATA

INPUT VOLTAGE	220-240V	220-240V	220-240V
FREQUENCY	50Hz	50Hz	50Hz
POWER	12W	12W	12W
POWER FACTOR	0,50	0,50	0,50

DATOS FOTOMÉTRICOS / PHOTOMETRIC DATA

EFFICACY (LM/W)	79lm/W	79lm/W	79lm/W
LUMINOUS FLUX (LM)	950lm	950lm	950lm
CCT (KELVIN)	3000K	4000K	6000K
CRI	80	80	80
BEAM ANGLE	110°	110°	110°

VIDA ÚTIL Y MEDIO AMBIENTE / LIFESPAN & ENVIRONMENTAL DATA

ENERGY CLASS	F	F	F
CONSUMPTION	12kWh/1000h	12kWh/1000h	12kWh/1000h
LIFESPAN	35000h	35000h	35000h
ON/OFF CICLES	20000	20000	20000
USE (H/DAY)	12h/day	12h/day	12h/day
WORKING TEMP.	-20°C~+40°C	-20°C~+40°C	-20°C~+40°C

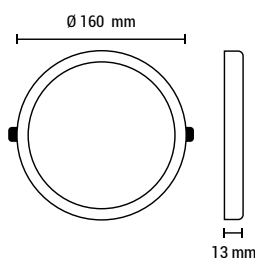
CARACTERÍSTICAS FÍSICAS / PHYSICAL CHARACTERISTICS

SIZE	Ø165x15mm	Ø165x15mm	Ø165x15mm
CUTTING SIZE	60mm ~140mm	60mm ~140mm	60mm ~140mm
WEIGHT	0,250kg	0,250kg	0,250kg
IP PROTECTION	IP20	IP20	IP20

EMBALAJE / PACKAGING

CODE	67034	67035	67036
REFERENCE	DOWN MONET CM 12W 30K	DOWN MONET CM 12W 40K	DOWN MONET CM 12W 60K
UNITS MIDDLE BOX	40	40	40
SIZE OF INDIVIDUAL BOX	180*170*40mm	180*170*40mm	180*170*40mm
GROSS WEIGHT	0,300kgs	0,300kgs	0,300kgs

DIMENSIONES - SIZE



INFORMACIÓN TÉCNICA - TECHNICAL INFORMATION: **MONET CM 18W****DATOS COMERCIALES / COMMERCIAL DATA**

CODE	67090	67673	67695
REFERENCE	DOWN MONET CM 18W 30K	DOWN MONET CM 18W 40K	DOWN MONET CM 18W 60K

DATOS ELECTRICOS / ELECTRICAL DATA

INPUT VOLTAGE	220-240V	220-240V	220-240V
FREQUENCY	50Hz	50Hz	50Hz
POWER	18W	18W	18W
POWER FACTOR	0,50	0,50	0,50

DATOS FOTOMÉTRICOS / PHOTOMETRIC DATA

EFFICACY (LM/W)	83lm/W	83lm/W	83lm/W
LUMINOUS FLUX (LM)	1500lm	1500lm	1500lm
CCT (KELVIN)	3000K	4000K	6000K
CRI	80	80	80
BEAM ANGLE	110°	110°	110°

VIDA ÚTIL Y MEDIO AMBIENTE / LIFESPAN & ENVIRONMENTAL DATA

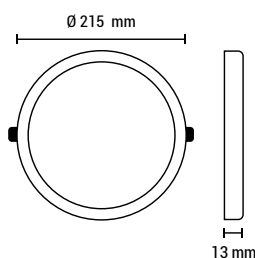
ENERGY CLASS	F	F	F
CONSUMPTION	18kWh/1000h	18kWh/1000h	18kWh/1000h
LIFESPAN	35000h	35000h	35000h
ON/OFF CICLES	20000	20000	20000
USE (H/DAY)	12h/day	12h/day	12h/day
WORKING TEMP.	-20°C~+40°C	-20°C~+40°C	-20°C~+40°C

CARACTERÍSTICAS FÍSICAS / PHYSICAL CHARACTERISTICS

SIZE	Ø217x15mm	Ø217x15mm	Ø217x15mm
CUTTING SIZE	60mm ~190mm	60mm ~190mm	60mm ~190mm
WEIGHT	0,350kg	0,350kg	0,350kg
IP PROTECTION	IP20	IP20	IP20

EMBALAJE / PACKAGING

CODE	67090	67673	67695
REFERENCE	DOWN MONET CM 18W 30K	DOWN MONET CM 18W 40K	DOWN MONET CM 18W 60K
UNITS MIDDLE BOX	20	20	20
SIZE OF INDIVIDUAL BOX	223*223*40mm	223*223*40mm	223*223*40mm
GROSS WEIGHT	0,400kgs	0,400kgs	0,400kgs

DIMENSIONES - SIZE

INFORMACIÓN TÉCNICA - TECHNICAL INFORMATION: **MONET CM 24W****DATOS COMERCIALES / COMMERCIAL DATA**

CODE	67091	67674	67696
REFERENCE	DOWN CM MONET 24W 30K	DOWN CM MONET 24W 40K	DOWN CM MONET 24W 60K

DATOS ELECTRICOS / ELECTRICAL DATA

INPUT VOLTAGE	220-240V	220-240V	220-240V
FREQUENCY	50Hz	50Hz	50Hz
POWER	24W	24W	24W
POWER FACTOR	0,50	0,50	0,50

DATOS FOTOMÉTRICOS / PHOTOMETRIC DATA

EFFICACY (LM/W)	96lm/W	96lm/W	96lm/W
LUMINOUS FLUX (LM)	2300lm	2300lm	2300lm
CCT (KELVIN)	3000K	4000K	6000K
CRI	80	80	80
BEAM ANGLE	110°	110°	110°

VIDA ÚTIL Y MEDIO AMBIENTE / LIFESPAN & ENVIRONMENTAL DATA

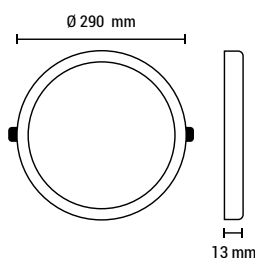
ENERGY CLASS	E	E	E
CONSUMPTION	24kWh/1000h	24kWh/1000h	24kWh/1000h
LIFESPAN	35000h	35000h	35000h
ON/OFF CICLES	20000	20000	20000
USE (H/DAY)	12h/day	12h/day	12h/day
WORKING TEMP.	-20°C~+40°C	-20°C~+40°C	-20°C~+40°C

CARACTERÍSTICAS FÍSICAS / PHYSICAL CHARACTERISTICS

SIZE	Ø290x15mm	Ø290x15mm	Ø290x15mm
CUTTING SIZE	60mm ~260mm	60mm ~260mm	60mm ~260mm
WEIGHT	0,675kg	0,675kg	0,675kg
IP PROTECTION	IP20	IP20	IP20

EMBALAJE / PACKAGING

CODE	67091	67674	67696
REFERENCE	DOWN MONET CM 24W 30K	DOWN MONET CM 24W 40K	DOWN MONET CM 24W 60K
UNITS MIDDLE BOX	10	10	10
SIZE OF INDIVIDUAL BOX	307*297*40mm	307*297*40mm	307*297*40mm
GROSS WEIGHT	0,700kgs	0,700kgs	0,700kgs

DIMENSIONES - SIZE

INFORMACIÓN TÉCNICA - TECHNICAL INFORMATION: AROS / RINGS

DATOS COMERCIALES / COMMERCIAL DATA: FOR 7W DOWNLIGHTS

CODE	67510	67590	67513
REFERENCE	ARO MONET CM NICK7W	ARO MONET CM BRON7W	ARO MONET CM NEGRO7W
COLOR	Niquel / Nickel	Bronce / Bronze	Negro / Black

DATOS COMERCIALES / COMMERCIAL DATA: FOR 12W DOWNLIGHTS

CODE	67038	67039	67040
REFERENCE	ARO MONET CM NICK12W	ARO MONET CM BRON12W	ARO MONET CM NEGRO12W
COLOR	Niquel / Nickel	Bronce / Bronze	Negro / Black

DATOS COMERCIALES / COMMERCIAL DATA: FOR 18W DOWNLIGHTS

CODE	67675	67676	67691
REFERENCE	ARO MONET CM NICK18W	ARO MONET CM BRON18W	ARO MONET CM NEGRO18W
COLOR	Niquel / Nickel	Bronce / Bronze	Negro / Black

DATOS COMERCIALES / COMMERCIAL DATA: FOR 24W DOWNLIGHTS

CODE	67677	67678	67692
REFERENCE	ARO MONET CM NICK24W	ARO MONET CM BRON24W	ARO MONET CM NEGRO24W
COLOR	Niquel / Nickel	Bronce / Bronze	Negro / Black

