

## Esféricas 4W, 5W, 6W, 7W

### 4W, 5W, 6W, 7W G45

**GARANTÍA 3 AÑOS**  
**3 YEARS WARRANTY**



#### DESCRIPCIÓN - DESCRIPTION

Bombilla LED tipo Esférica, disponible en casquillo E14 y E27 en 4W, 5W, 6W y 7W de potencia y distintas temperaturas de color. La mejor solución para reemplazar las lámparas incandescentes tradicionales. Las lámparas LED ahorran hasta un 110% de la energía eléctrica.

*G45 LED bulb, available with E14 and E27 socket in 4W, 5W, 6W y 7W power and different color temperatures. The best solution to replace traditional incandescent lamps. LED lamps save up to 110% of electrical energy.*

#### ENLACES RELACIONADOS - RELATED LINKS

- [Declaración de conformidad CE / CE Declaration of Conformity](#)
- [ISO 9001](#)
- [ISO 14001](#)

#### GARANTÍA - WARRANTY

ALG le ofrece una garantía de **3 años** desde la fecha de compra.

*ALG offers you a 3-year warranty from the date of purchase.*



ALG dispone de un Sistema de Gestión de la Calidad según la norma ISO 9001 desde 1998 y desde el año 2021 estamos certificados con la norma 14001 para mejor conservación y protección del Medio Ambiente

*ALG has a Quality Management System according to the ISO 9001 standard since 1998 and since 2021 we have been certified with the 14001 standard for better conservation and protection of the Environment.*

## INFORMACIÓN TÉCNICA - TECHNICAL INFORMATION: 4W E27

## DATOS COMERCIALES / COMMERCIAL DATA

CODE	62353	62351
REFERENCE	ESF LED 4W E27 30K	ESF LED 4W E27 50K

## DATOS ELECTRICOS / ELECTRICAL DATA

INPUT VOLTAGE	220-240V	220-240V
FREQUENCY	50Hz	50Hz
POWER	4W	4W
POWER FACTOR	0,50	0,50

## DATOS FOTOMÉTRICOS / PHOTOMETRIC DATA

EFFICACY (LM/W)	110lm/W	110lm/W
LUMINOUS FLUX (LM)	440lm	440lm
CCT (KELVIN)	3000K	5000K
CRI	80	80
BEAM ANGLE	180°	180°

## VIDA ÚTIL Y MEDIO AMBIENTE / LIFESPAN &amp; ENVIRONMENTAL DATA

ENERGY CLASS	F	F
CONSUMPTION	4kWh/1000h	4kWh/1000h
LIFESPAN	25000h	25000h
ON/OFF CICLES	15000	15000
USE (H/DAY)	8h/day	8h/day
WORKING TEMP.	-20°C~+40°C	-20°C~+40°C

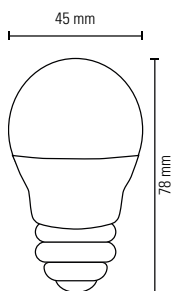
## CARACTERÍSTICAS FÍSICAS / PHYSICAL CHARACTERISTICS

SIZE	Ø45x78mm	Ø45x78mm
WEIGHT	0,024kg	0,024kg
IP PROTECTION	IP20	IP20

## EMBALAJE / PACKAGING

CODE	62353	62351
REFERENCE	ESF LED 4W E27 30K	ESF LED 4W E27 50K
UNITS MIDDLE BOX	10	10
SIZE OF INDIVIDUAL BOX	45*45*80mm	45*45*80mm
GROSS WEIGHT	0,031kgs	0,031kgs

## DIMENSIONES - SIZE



## INFORMACIÓN TÉCNICA - TECHNICAL INFORMATION: 4W E14

## DATOS COMERCIALES / COMMERCIAL DATA

CODE	62352	62350
REFERENCE	ESF LED 4W E14 30K	ESF LED 4W E14 50K

## DATOS ELECTRICOS / ELECTRICAL DATA

INPUT VOLTAGE	220-240V	220-240V
FREQUENCY	50Hz	50Hz
POWER	4W	4W
POWER FACTOR	0,50	0,50

## DATOS FOTOMÉTRICOS / PHOTOMETRIC DATA

EFFICACY (LM/W)	110lm/W	110lm/W
LUMINOUS FLUX (LM)	440lm	440lm
CCT (KELVIN)	3000K	5000K
CRI	80	80
BEAM ANGLE	180°	180°

## VIDA ÚTIL Y MEDIO AMBIENTE / LIFESPAN &amp; ENVIRONMENTAL DATA

ENERGY CLASS	F	F
CONSUMPTION	4kWh/1000h	4kWh/1000h
LIFESPAN	25000h	25000h
ON/OFF CICLES	15000	15000
USE (H/DAY)	8h/day	8h/day
WORKING TEMP.	-20°C~+40°C	-20°C~+40°C

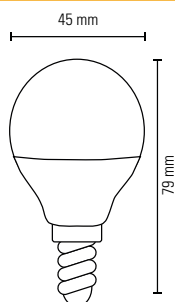
## CARACTERÍSTICAS FÍSICAS / PHYSICAL CHARACTERISTICS

SIZE	Ø45x79mm	Ø45x79mm
WEIGHT	0,024kg	0,024kg
IP PROTECTION	IP20	IP20

## EMBALAJE / PACKAGING

CODE	62352	62350
REFERENCE	ESF LED 4W E14 30K	ESF LED 4W E14 50K
UNITS MIDDLE BOX	10	10
SIZE OF INDIVIDUAL BOX	45*45*80mm	45*45*80mm
GROSS WEIGHT	0,031kgs	0,031kgs

## DIMENSIONES - SIZE



## INFORMACIÓN TÉCNICA - TECHNICAL INFORMATION: 5W E27

## DATOS COMERCIALES / COMMERCIAL DATA

CODE	62347	62132	62348
REFERENCE	ESF LED 5W E27 30K	ESF LED 5W E27 40K	ESF LED 5W E27 50K

## DATOS ELECTRICOS / ELECTRICAL DATA

INPUT VOLTAGE	220-240V	220-240V	220-240V
FREQUENCY	50Hz	50Hz	50Hz
POWER	5W	5W	5W
POWER FACTOR	0,50	0,50	0,50

## DATOS FOTOMÉTRICOS / PHOTOMETRIC DATA

EFFICACY (LM/W)	110lm/W	110lm/W	110lm/W
LUMINOUS FLUX (LM)	550lm	550lm	550lm
CCT (KELVIN)	3000K	4000K	5000K
CRI	80	80	80
BEAM ANGLE	180°	180°	180°

## VIDA ÚTIL Y MEDIO AMBIENTE / LIFESPAN &amp; ENVIRONMENTAL DATA

ENERGY CLASS	F	F	F
CONSUMPTION	5kWh/1000h	5kWh/1000h	5kWh/1000h
LIFESPAN	25000h	25000h	25000h
ON/OFF CICLES	15000	15000	15000
USE (H/DAY)	8h/day	8h/day	8h/day
WORKING TEMP.	-20°C~+40°C	-20°C~+40°C	-20°C~+40°C

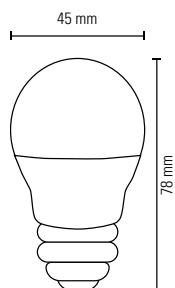
## CARACTERÍSTICAS FÍSICAS / PHYSICAL CHARACTERISTICS

SIZE	Ø45x78mm	Ø45x78mm	Ø45x78mm
WEIGHT	0,024kg	0,024kg	0,024kg
IP PROTECTION	IP20	IP20	IP20

## EMBALAJE / PACKAGING

CODE	62347	62132	62348
REFERENCE	ESF LED 5W E27 30K	ESF LED 5W E27 40K	ESF LED 5W E27 50K
UNITS MIDDLE BOX	10	10	10
SIZE OF INDIVIDUAL BOX	45*45*80mm	45*45*80mm	45*45*80mm
GROSS WEIGHT	0,031kgs	0,031kgs	0,031kgs

## DIMENSIONES - SIZE



ANTONIO LOPEZ GARRIDO,S.A.

Avda. Comarques del País Valencià, 60 46930 Quart de Poblet (Valencia) España  
 (+34) 96 192 06 30 [pedidos@algsa.es](mailto:pedidos@algsa.es) [www.algsa.es](http://www.algsa.es)

28 July 2023

4 / 9

## INFORMACIÓN TÉCNICA - TECHNICAL INFORMATION: 5W E14

## DATOS COMERCIALES / COMMERCIAL DATA

CODE	62345	62131	62346
REFERENCE	ESF LED 5W E14 30K	ESF LED 5W E14 40K	ESF LED 5W E14 50K

## DATOS ELECTRICOS / ELECTRICAL DATA

INPUT VOLTAGE	220-240V	220-240V	220-240V
FREQUENCY	50Hz	50Hz	50Hz
POWER	5W	5W	5W
POWER FACTOR	0,50	0,50	0,50

## DATOS FOTOMÉTRICOS / PHOTOMETRIC DATA

EFFICACY (LM/W)	110lm/W	110lm/W	110lm/W
LUMINOUS FLUX (LM)	550lm	550lm	550lm
CCT (KELVIN)	3000K	4000K	5000K
CRI	80	80	80
BEAM ANGLE	180°	180°	180°

## VIDA ÚTIL Y MEDIO AMBIENTE / LIFESPAN &amp; ENVIRONMENTAL DATA

ENERGY CLASS	F	F	F
CONSUMPTION	5kWh/1000h	5kWh/1000h	5kWh/1000h
LIFESPAN	25000h	25000h	25000h
ON/OFF CICLES	15000	15000	15000
USE (H/DAY)	8h/day	8h/day	8h/day
WORKING TEMP.	-20°C~+40°C	-20°C~+40°C	-20°C~+40°C

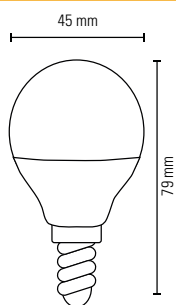
## CARACTERÍSTICAS FÍSICAS / PHYSICAL CHARACTERISTICS

SIZE	Ø45x79mm	Ø45x79mm	Ø45x79mm
WEIGHT	0,024kg	0,024kg	0,024kg
IP PROTECTION	IP20	IP20	IP20

## EMBALAJE / PACKAGING

CODE	62345	62131	62346
REFERENCE	ESF LED 5W E14 30K	ESF LED 5W E14 40K	ESF LED 5W E14 50K
UNITS MIDDLE BOX	10	10	10
SIZE OF INDIVIDUAL BOX	45*45*80mm	45*45*80mm	45*45*80mm
GROSS WEIGHT	0,031kgs	0,031kgs	0,031kgs

## DIMENSIONES - SIZE



## INFORMACIÓN TÉCNICA - TECHNICAL INFORMATION: 6W E27

### DATOS COMERCIALES / COMMERCIAL DATA

CODE	62592	62126	62070	62408
REFERENCE	ESF LED 6W E27 27K	ESF LED 6W E27 30K	ESF LED 6W E27 40K	ESF LED 6W E27 50K

### DATOS ELECTRICOS / ELECTRICAL DATA

INPUT VOLTAGE	220-240V	220-240V	220-240V	220-240V
FREQUENCY	50Hz	50Hz	50Hz	50Hz
POWER	6W	6W	6W	6W
POWER FACTOR	0,50	0,50	0,50	0,50

### DATOS FOTOMÉTRICOS / PHOTOMETRIC DATA

EFFICACY (LM/W)	110lm/W	110lm/W	110lm/W	110lm/W
LUMINOUS FLUX (LM)	660lm	660lm	660lm	660lm
CCT (KELVIN)	2700K	3000K	4000K	5000K
CRI	80	80	80	80
BEAM ANGLE	180°	180°	180°	180°

### VIDA ÚTIL Y MEDIO AMBIENTE / LIFESPAN & ENVIRONMENTAL DATA

ENERGY CLASS	F	F	F	F
CONSUMPTION	6kWh/1000h	6kWh/1000h	6kWh/1000h	6kWh/1000h
LIFESPAN	25000h	25000h	25000h	25000h
ON/OFF CICLES	15000	15000	15000	15000
USE (H/DAY)	8h/day	8h/day	8h/day	8h/day
WORKING TEMP.	-20°C~+40°C	-20°C~+40°C	-20°C~+40°C	-20°C~+40°C

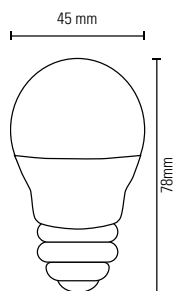
### CARACTERÍSTICAS FÍSICAS / PHYSICAL CHARACTERISTICS

SIZE	Ø45x78mm	Ø45x78mm	Ø45x78mm	Ø45x78mm
WEIGHT	0,024kg	0,024kg	0,024kg	0,024kg
IP PROTECTION	IP20	IP20	IP20	IP20

### EMBALAJE / PACKAGING

CODE	62592	62126	62070	62408
REFERENCE	ESF LED 6W E27 30K	ESF LED 6W E27 30K	ESF LED 6W E27 40K	ESF LED 6W E27 50K
UNITS MIDDLE BOX	10	10	10	10
SIZE OF INDIVIDUAL BOX	45*45*80mm	45*45*80mm	45*45*80mm	45*45*80mm
GROSS WEIGHT	0,031kgs	0,031kgs	0,031kgs	0,031kgs

## DIMENSIONES - SIZE



## INFORMACIÓN TÉCNICA - TECHNICAL INFORMATION: 6W E14

### DATOS COMERCIALES / COMMERCIAL DATA

CODE	62067	62125	62068	62407
REFERENCE	ESF LED 6W E14 30K	ESF LED 6W E14 40K	ESF LED 6W E14 50K	ESF LED 6W E14 60K

### DATOS ELECTRICOS / ELECTRICAL DATA

INPUT VOLTAGE	220-240V	220-240V	220-240V	220-240V
FREQUENCY	50Hz	50Hz	50Hz	50Hz
POWER	6W	6W	6W	6W
POWER FACTOR	0,50	0,50	0,50	0,50

### DATOS FOTOMÉTRICOS / PHOTOMETRIC DATA

EFFICACY (LM/W)	110lm/W	110lm/W	110lm/W	110lm/W
LUMINOUS FLUX (LM)	660lm	660lm	660lm	660lm
CCT (KELVIN)	3000K	4000K	5000K	7700K
CRI	80	80	80	80
BEAM ANGLE	180°	180°	180°	180°

### VIDA ÚTIL Y MEDIO AMBIENTE / LIFESPAN & ENVIRONMENTAL DATA

ENERGY CLASS	F	F	F	F
CONSUMPTION	6kWh/1000h	6kWh/1000h	6kWh/1000h	6kWh/1000h
LIFESPAN	25000h	25000h	25000h	25000h
ON/OFF CICLES	15000	15000	15000	15000
USE (H/DAY)	8h/day	8h/day	8h/day	8h/day
WORKING TEMP.	-20°C~+40°C	-20°C~+40°C	-20°C~+40°C	-20°C~+40°C

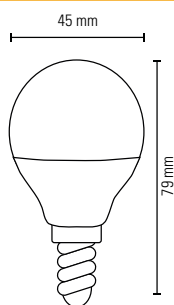
### CARACTERÍSTICAS FÍSICAS / PHYSICAL CHARACTERISTICS

SIZE	Ø45x79mm	Ø45x79mm	Ø45x79mm	Ø45x79mm
WEIGHT	0,024kg	0,024kg	0,024kg	0,024kg
IP PROTECTION	IP20	IP20	IP20	IP20

### EMBALAJE / PACKAGING

CODE	62067	62125	62068	62407
REFERENCE	ESF LED 6W E14 30K	ESF LED 6W E14 40K	ESF LED 6W E14 50K	ESF LED 6W E14 50K
UNITS MIDDLE BOX	10	10	10	10
SIZE OF INDIVIDUAL BOX	45*45*80mm	45*45*80mm	45*45*80mm	45*45*80mm
GROSS WEIGHT	0,031kgs	0,031kgs	0,031kgs	0,031kgs

## DIMENSIONES - SIZE



## INFORMACIÓN TÉCNICA - TECHNICAL INFORMATION: 7W E27

## DATOS COMERCIALES / COMMERCIAL DATA

CODE	62292	62128	62293
REFERENCE	ESF LED 7W E27 30K	ESF LED 7W E27 40K	ESF LED 7W E27 50K

## DATOS ELECTRICOS / ELECTRICAL DATA

INPUT VOLTAGE	220-240V	220-240V	220-240V
FREQUENCY	50Hz	50Hz	50Hz
POWER	7W	7W	7W
POWER FACTOR	0,50	0,50	0,50

## DATOS FOTOMÉTRICOS / PHOTOMETRIC DATA

EFFICACY (LM/W)	110lm/W	110lm/W	110lm/W
LUMINOUS FLUX (LM)	770lm	770lm	770lm
CCT (KELVIN)	3000K	4000K	5000K
CRI	80	80	80
BEAM ANGLE	180°	180°	180°

## VIDA ÚTIL Y MEDIO AMBIENTE / LIFESPAN &amp; ENVIRONMENTAL DATA

ENERGY CLASS	F	F	F
CONSUMPTION	7kWh/1000h	7kWh/1000h	7kWh/1000h
LIFESPAN	25000h	25000h	25000h
ON/OFF CICLES	15000	15000	15000
USE (H/DAY)	8h/day	8h/day	8h/day
WORKING TEMP.	-20°C~+40°C	-20°C~+40°C	-20°C~+40°C

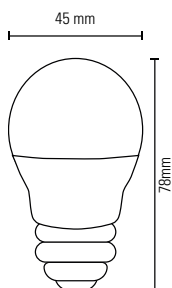
## CARACTERÍSTICAS FÍSICAS / PHYSICAL CHARACTERISTICS

SIZE	Ø45x78mm	Ø45x78mm	Ø45x78mm
WEIGHT	0,024kg	0,024kg	0,024kg
IP PROTECTION	IP20	IP20	IP20

## EMBALAJE / PACKAGING

CODE	62292	62128	62293
REFERENCE	ESF LED 7W E27 30K	ESF LED 7W E27 40K	ESF LED 7W E27 50K
UNITS MIDDLE BOX	10	10	10
SIZE OF INDIVIDUAL BOX	45*45*80mm	45*45*80mm	45*45*80mm
GROSS WEIGHT	0,031kgs	0,031kgs	0,031kgs

## DIMENSIONES - SIZE



ANTONIO LOPEZ GARRIDO,S.A.

Avda. Comarques del País Valencià, 60 46930 Quart de Poblet (Valencia) España  
 (+34) 96 192 06 30 [pedidos@algsa.es](mailto:pedidos@algsa.es) [www.algsa.es](http://www.algsa.es)

28 July 2023

8 / 9



## INFORMACIÓN TÉCNICA - TECHNICAL INFORMATION: 7W E14

## DATOS COMERCIALES / COMMERCIAL DATA

CODE	62290	62127	62291
REFERENCE	ESF LED 7W E14 30K	ESF LED 7W E14 40K	ESF LED 7W E14 50K

## DATOS ELECTRICOS / ELECTRICAL DATA

INPUT VOLTAGE	220-240V	220-240V	220-240V
FREQUENCY	50Hz	50Hz	50Hz
POWER	7W	7W	7W
POWER FACTOR	0,50	0,50	0,50

## DATOS FOTOMÉTRICOS / PHOTOMETRIC DATA

EFFICACY (LM/W)	110lm/W	110lm/W	110lm/W
LUMINOUS FLUX (LM)	770lm	770lm	770lm
CCT (KELVIN)	3000K	4000K	5000K
CRI	80	80	80
BEAM ANGLE	180°	180°	180°

## VIDA ÚTIL Y MEDIO AMBIENTE / LIFESPAN &amp; ENVIRONMENTAL DATA

ENERGY CLASS	F	F	F
CONSUMPTION	7kWh/1000h	7kWh/1000h	7kWh/1000h
LIFESPAN	25000h	25000h	25000h
ON/OFF CICLES	15000	15000	15000
USE (H/DAY)	8h/day	8h/day	8h/day
WORKING TEMP.	-20°C~+40°C	-20°C~+40°C	-20°C~+40°C

## CARACTERÍSTICAS FÍSICAS / PHYSICAL CHARACTERISTICS

SIZE	Ø45x79mm	Ø45x79mm	Ø45x79mm
WEIGHT	0,024kg	0,024kg	0,024kg
IP PROTECTION	IP20	IP20	IP20

## EMBALAJE / PACKAGING

CODE	62290	62127	62291
REFERENCE	ESF LED 7W E14 30K	ESF LED 7W E14 40K	ESF LED 7W E14 50K
UNITS MIDDLE BOX	10	10	10
SIZE OF INDIVIDUAL BOX	45*45*80mm	45*45*80mm	45*45*80mm
GROSS WEIGHT	0,031kgs	0,031kgs	0,031kgs

## DIMENSIONES - SIZE

